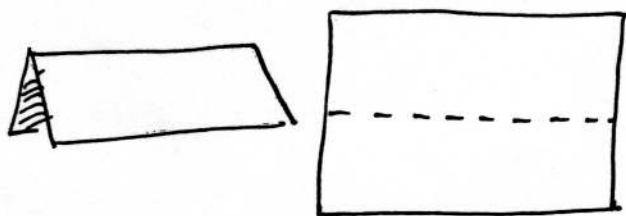
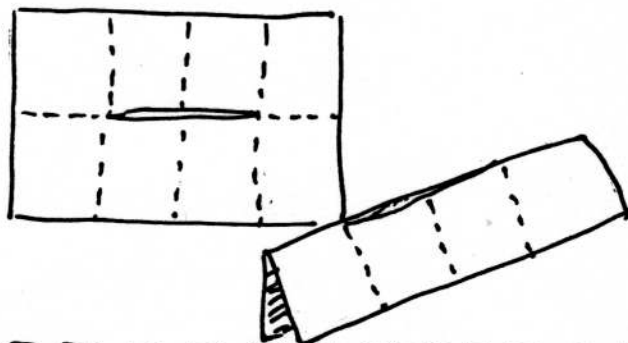


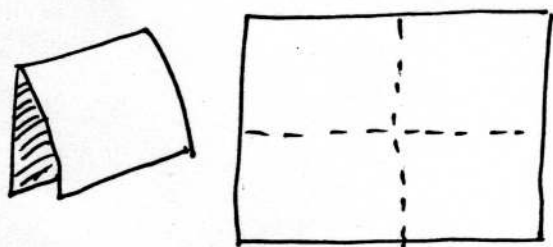
1) Fold in half, lengthwise



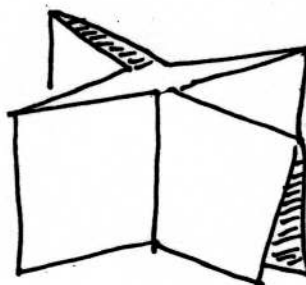
5) Open and fold lengthwise



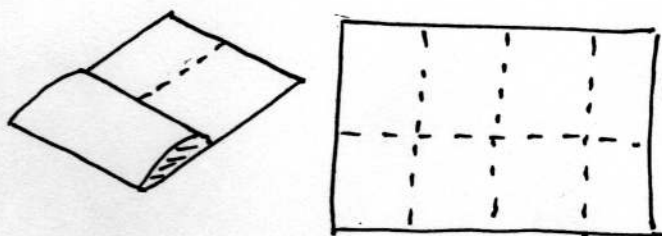
2) Unfold, turn, and fold in half, widthwise




6) Push ends together to make a four point "star", when looking down on it



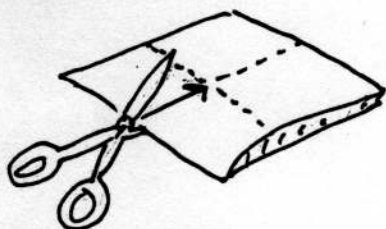
3) Unfold, and bring each end to the half-way fold, crease



7) Fold any two sides over to make book



4) Fold in half (widthwise) and cut down one rectangle (because of fold, both sides will be cut)



8) Smooth all folds with your fingernail

